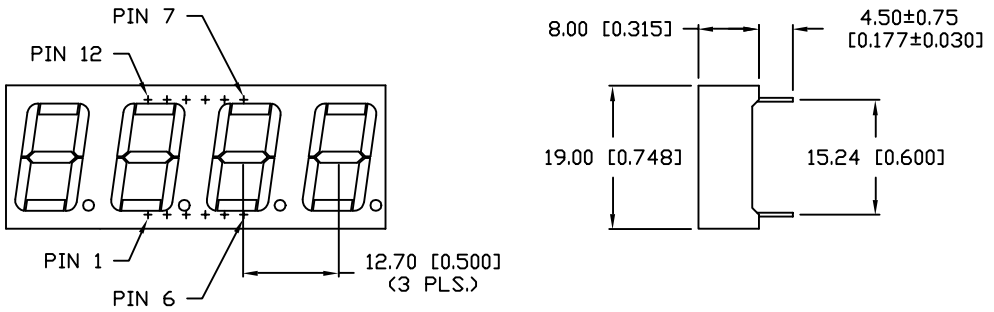
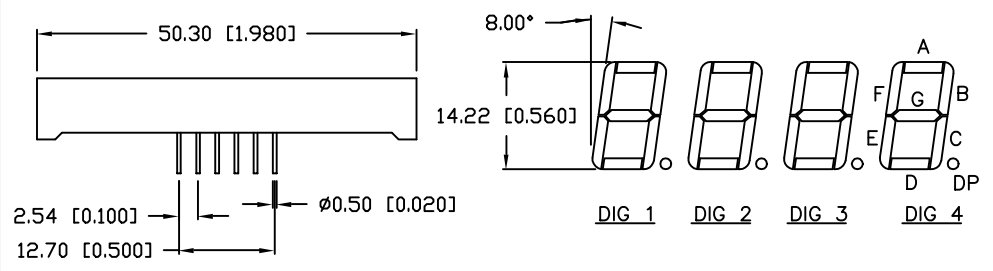


| | | |
|---------|---------------------------------------|-----|
| DATE | REVISIONS | REV |
| 4-22-98 | E.C.N. #10BRDR. & #10387. & REDRAWN./ | A |

| | |
|----------------|-----|
| DRAWING NUMBER | REV |
| LDQ-N512RI | A |

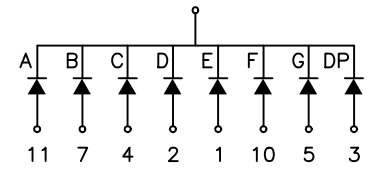


DIGIT DETAIL



COMMON CATHODE

- DIG 1: PIN NO. 12
- DIG 2: PIN NO. 9
- DIG 3: PIN NO. 8
- DIG 4: PIN NO. 6



ELECTRO-OPTICAL CHARACTERISTICS $T_A=25^\circ\text{C}$ $I_f=10\text{mA}$

| PARAMETER | MIN | TYP | MAX | UNITS | TEST COND |
|-----------------|----------------------|-------------|-----|----------------|----------------------|
| PEAK WAVELENGTH | | 565 (GREEN) | | nm | |
| FORWARD VOLTAGE | | 2.2 | 2.6 | V_f | |
| REVERSE VOLTAGE | 5.0 | | | V_r | $I_r=100\mu\text{A}$ |
| AXIAL INTENSITY | | 3900 | | μcd | $I_f=10\text{mA}$ |
| EMITTED COLOR: | GREEN | | | | |
| FONT COLOR: | GREY | | | | |
| SEGMENT COLOR: | MILKY WHITE DIFFUSED | | | | |

LIMITS OF SAFE OPERATION AT 25°C PER CHIP

| PARAMETER | MAX | UNITS |
|--------------------------|------------|-------|
| PEAK FORWARD CURRENT* | 150 | mA |
| STEADY CURRENT | 25 | mA |
| POWER DISSIPATION | 105 | mW |
| DERATE FROM 25°C | -1.2 | mW/°C |
| OPERATING, STORAGE TEMP. | -40 TO +85 | °C |
| SOLDERING TEMP. | +260 | °C |
| 2.0mm FROM BODY | 3 SEC. MAX | |

* $t < 10\mu\text{s}$

RELIABILITY NOTE

OUR MANY YEARS OF EXPERIENCE DATA ACCUMULATION INDICATE THAT SOLDER HEAT IS A MAJOR CAUSE OF EARLY AND FUTURE FAILURE. PLEASE PAY ATTENTION TO YOUR SOLDERING PROCESS.

[A]



290 E. HELLEN ROAD
PALATINE, ILLINOIS 60067
(847) 359-2790

CONFIDENTIAL INFORMATION
THE INFORMATION CONTAINED IN THIS DOCUMENT IS THE PROPERTY OF LUMEX INCORPORATED. EXCEPT AS SPECIFICALLY AUTHORIZED IN WRITING BY LUMEX INCORPORATED, THE HOLDER OF THIS DOCUMENT SHALL KEEP ALL INFORMATION CONTAINED HEREIN CONFIDENTIAL AND SHALL PROTECT SAME IN WHOLE OR IN PART FROM DISCLOSURE AND DISSEMINATION TO ALL THIRD PARTIES.

| | | | |
|---------------|------|--------|-------|
| DATE: 1-17-97 | DWN: | CHK'D: | APPD: |
| SCALE: N/A | | | |

0.56" QUAD DIGIT, SEVEN SEGMENT DISPLAY, 565nm GREEN, GREY FONT/WHITE SEGMENTS, MULTIPLEXED, COMMON CATHODE.

| | | |
|-------------|------------------------------|----------|
| PAGE 1 OF 1 | DRAWING NUMBER LDQ-N512RI | REV A |
|-------------|------------------------------|----------|

UNLESS OTHERWISE SPECIFIED TOLERANCE IS $\pm 0.25\text{mm}$ ($\pm 0.010''$)

DU